

HAPPY BIRTHDAY JIMMY

- Pan takes a 2-layer cake mix
- On the right track for birthdays, Dad's Day, going away and more
- Easy-to-follow baking and decorating instructions under label
- 3 more ways to decorate on back of label

Design shown uses tips 4, 12, 16, 21 and Wilton Paste Icing Colors in Brown, Golden Yellow, Orange and Sky Blue.

Quick n' Easy
way to decorate
shown on back




Stock No. 2105-4488

Manufactured in Korea for
Wilton Enterprises, Inc.
Woodbridge, IL 60517


**Wilton Little Locomotive
Cake Pan**

©1983 Wilton Enterprises, Inc.



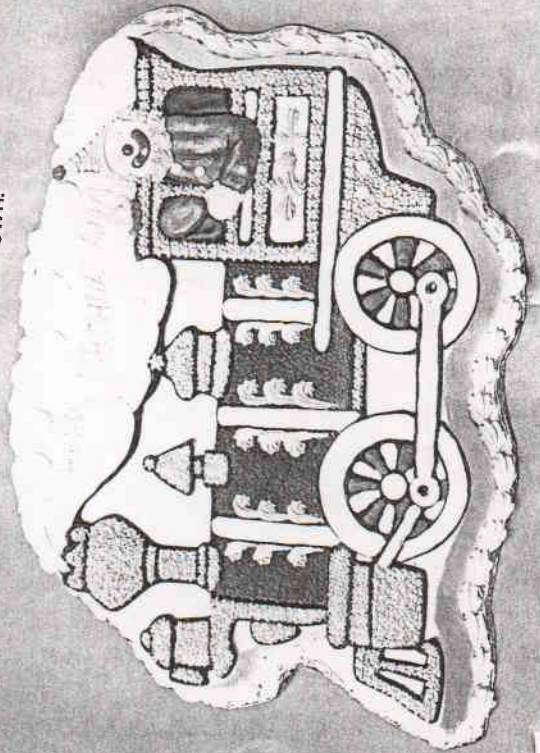
Wild West Wagon Cake

Design shown uses tips 4, 16, 18 and Wilton Paste Icing Colors in Golden Yellow and Brown.



Quick N' Easy Little Locomotive Cake

Design shown uses tips 4, 12, 21 and Wilton Paste Icing Colors in Golden Yellow, Brown, Sky Blue and Orange.



Circus Train Cake


Design shown uses tips 4, 12, 16 and Wilton Paste Icing Colors in Lemon Yellow, Orange, Leaf Green, Golden Yellow and Brown.



Wilton®

**Complete Instructions
for Baking & Decorating**

**Little
Locomotive
Cake**



**PLEASE READ THROUGH INSTRUCTIONS BEFORE YOU DECORATE.
TO DECORATE CAKES you will need:**

- Wilton Decorating Bags and Coupler or parchment paper triangles
- Tips 4, 12, 16 and 21 (alternates also use 18)
- Serving plate or foil-covered cake board
- 2-layer cake mix or ingredients to make your favorite layer cake recipe
- 4 cups buttercream icing (recipe in this booklet) or 3 packages of creamy vanilla type frosting mix (15.4 oz. box)
- Wilton Paste Icing Colors: Orange, Sky Blue, Brown and Golden Yellow (alternates also use Leaf Green and Lemon Yellow)

