





Wilton has other great BARBIE products to make your party special! See your Wilton dealer for everything you need to make spectacular BARBIE cakes, cupcakes, cookies, candies and candles.

Wilton compte aussi d'autres fantastiques produits BARBIE pour rendre votre fête spéciale! Visitez votre marchand Wilton pour obtenir tout ce dont vous avez besoin pour faire d'extraordinaires gâteaux, petits gâteaux, biscuits, bonbons et bougies BARBIE.



**Beautiful Day BARBIE (feature)  
BARBIE Belle Journée (principal)**

Use tips 3, 16, 21, Wilton Icing Colors in Rose, Burgundy, Violet, Lemon Yellow.

Utilisez douilles de décoration 3, 16, 21; colorants à glaçage Wilton rose, bourgogne, violet, jaune citron.

BARBIE and associated trademarks are owned by and used under license from Mattel, Inc. ©1985 Mattel, Inc. All Rights Reserved.

BARBIE et les marques de commerce qui lui sont associées sont la propriété de Mattel, Inc. et sont utilisées sous licence de Mattel, Inc. ©1985 Mattel, Inc. Tous droits réservés.

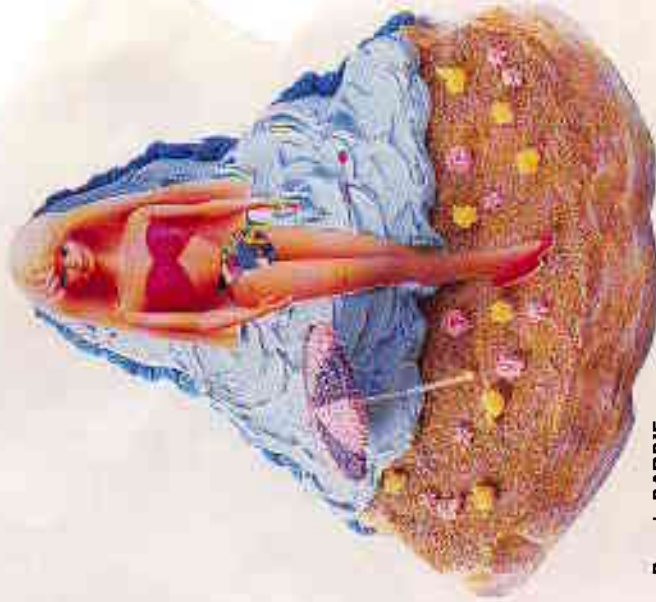
1985, Wilton Enterprises  
Woodbridge, IL 60517  
A Wilton Industries Company  
Une société de Wilton Industries



**Springtime BARBIE  
BARBIE Printemps**

Use tips 3, 4, 15, 21, 233, Wilton Icing Colors in Ivory, Kelly Green, Lemon Yellow, Violet, Rose, Royal Blue

Utiliser douilles de décoration 3, 15, 21; colorants à glaçage Wilton ivoire, vert irlandais, jaune citron, violet, rose, bleu royal.



**Beach BARBIE  
BARBIE à la Plage**

Use tips 16, 18; Wilton Icing Colors in Royal Blue, Rose, Violet, Brown, Lemon Yellow; granulated brown sugar, Bomboniere® Party Parasol.

Utiliser douilles de décoration 16, 18; colorants à glaçage Wilton bleu royal, rose, violet, brun, jaune citron; sucre brun granulé. Bomboniere® Party Parasol.



# Barbie™

## Beautiful Day

### BARBIE™

## Gâteaux du BARBIE<sup>MC</sup> Belle Journée

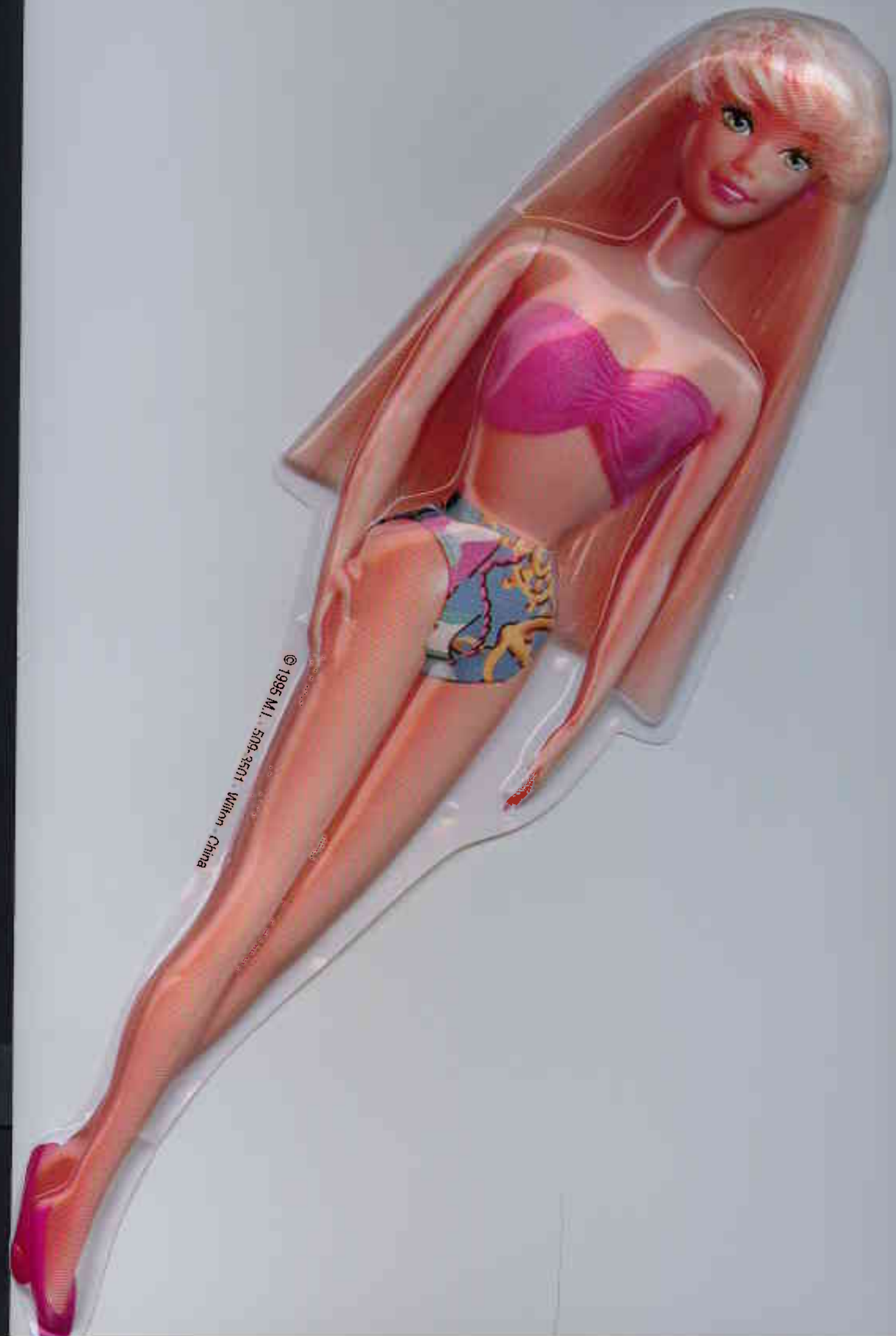
*Every little girl wants BARBIE!  
She'll star on birthdays and  
big celebrations for years to come.*

*Toutes les petites filles veulent BARBIE!  
Elle sera la vedette des anniversaires et des  
fêtes importantes pendant de nombreuses années.*

Wilton has other great BARBIE products to make your party special!  
See your Wilton dealer for everything you need to make spectacular  
BARBIE cakes, cupcakes, cookies, candies and candles.

Wilton compte aussi d'autres fantastiques produits BARBIE pour  
rendre votre fête spéciale! Visitez votre marchand Wilton pour  
obtenir tout ce dont vous avez besoin pour faire d'extraordinaires  
gâteaux, petits gâteaux, biscuits, bonbons et bougies BARBIE.





© 1995 M.I. 509-3501 Wilton, China

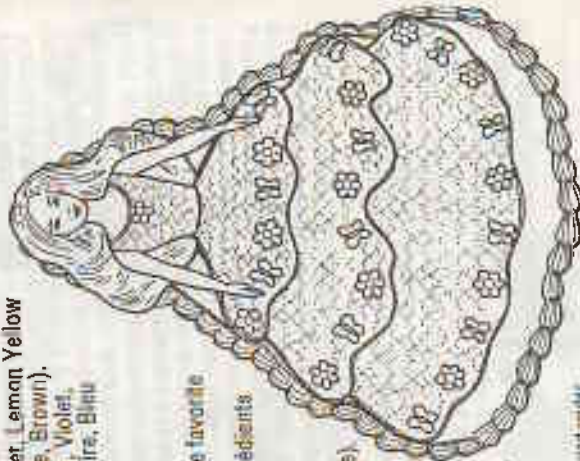




Instructions for Baking & Decorating  
 Instructions pour la cuisson et la décoration des  
**Beautiful Day BARBIE™ Cakes**  
**Gâteaux du Belle Journée BARBIE™**

PLEASE READ THROUGH INSTRUCTIONS BEFORE YOU BEGIN.  
 IN ADDITION, to decorate cakes you will need:  
 LIRE ATTENTIVEMENT LES INSTRUCTIONS AVANT DE COMMENCER.  
 POUR DÉCORER LES GÂTEAUX, vous aurez besoin de:

- Wilton Decorating Bags and Coupler or parchment paper triangles.
- Sacs à décoration et matchon Wilton ou triangles de papier parchemin.
- Tips 3, 16, 21 (alternate designs use tips 4, 18 and 233).
- Douilles 3, 16, 21 (motifs différents utilisent les douilles 4, 18 et 233).
- Wilton Icing Colors in Rose, Burgundy, Violet, Lemon Yellow (alternate designs also use Ivory, Royal Blue, Brown).
- Colorants à glaçage Wilton Rose, Bourgoine, Violet, Jaune Citron (motifs différents utilisent Ivoire, Bleu Royal, Brun)
- Cake Board, Faux-Foil Wrap.
- Planche à gâteau, papier d'aluminium.
- One 2-layer cake mix or ingredients to make favorite layer cake recipe.
- Un mélange à gâteau à 2 étages ou les ingrédients nécessaires pour votre recette favorite de gâteau à étage.
- Buttercream Icing (recipe inside).
- Glaçage crémeux au beurre (recette ci-incluse).
- Alternate designs use patterns (in this booklet) for Hearts, Gausies, Butterflies, brown granulated sugar, Bombonières® Party Parasol.
- D'autres motifs utilisent motifs (sur l'étiquette) pour les coeurs, les marguerites, et les papillons, sucre brun granulé, Bombonières® Party Parasol.

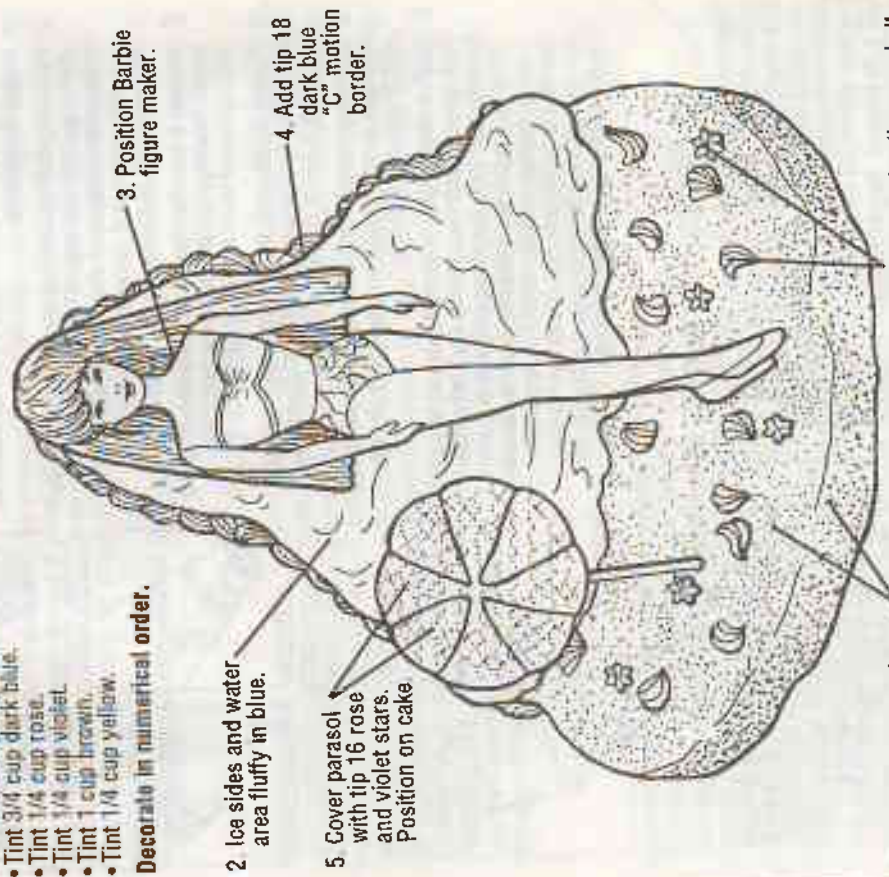


Wilton and associated trademarks are owned by and used under license from Matel, Inc. ©1995 Matel, Inc. All Rights Reserved.  
 BARBIE et les marques de commerce qui lui sont associées sont la propriété de Matel, Inc. et sont utilisées sous licence de Matel, Inc. ©1995 Matel, Inc. Tous droits réservés.

To Decorate Beach BARBIE™ You'll Need:

- Wilton decorating bags & couplers or parchment triangles (instructions included with all bags).
- Decorating tips 16, 18.
- Wilton Icing Colors in Royal Blue, Rose, Violet, Brown, Lemon Yellow.
- 1/2 cup brown granulated sugar.
- Bombonières® Party Parasol.
- Make 4 cups of buttercream icing.
- Tint 1 1/2 cups light blue.
- Tint 3/4 cup dark blue.
- Tint 1/4 cup rose.
- Tint 1/4 cup violet.
- Tint 1 cup brown.
- Tint 1/4 cup yellow.

Decorate in numerical order.



- Ice "sandy" beach area smooth in brown. Sprinkle with brown sugar.
- Ice sides and water area fluffy in blue.
- Position Barbie figure maker.
- Add tip 18 dark blue "C" motion border.
- Cover parasol with tip 16 rose and violet stars. Position on cake.
- Pipe tip 16 yellow seashells and tip 16 rose stars on sand.

Wilton Enterprises, Woodbridge, IL 60517  
 A Wilton Industries Company

Stock No. 2105-3500

### To Decorate Beautiful Day BARBIE™ You'll Need:

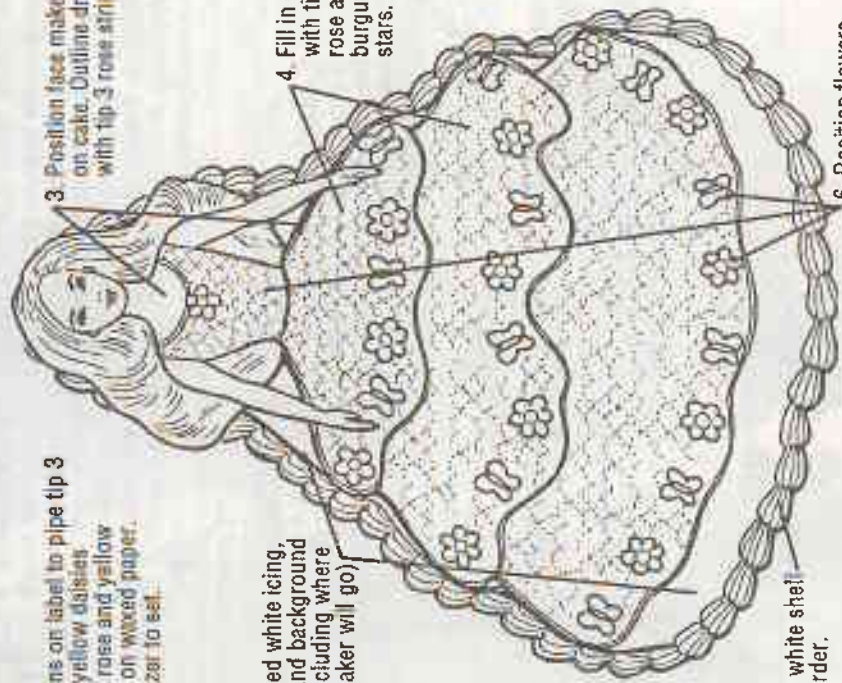
- Wilton decorating bags & coupler or parchment triangles (instructions included with all bags)
- Decorating tips 3, 16, 21
- Wilton Icing Colors in Rose, Burgundy, Violet, Lemon Yellow
- Patterns (in this booklet) for hearts, daisies and butterflies...
- Cake Board, Foil-Foil Wrap.

#### Make 5 cups of buttercream icing.

- Tint 1 cup rose.
- Tint 1/2 cup burgundy.
- Tint 1/2 cup violet.
- Tint 1/4 cup yellow.
- Reserve 2 3/4 cup white (thin 1 1/2 cups with 1 1/2 teaspoons light corn syrup).

#### Decorate in numerical order.

1. Use patterns on label to pipe tip 3 white and yellow daisies and violet, rose and yellow butterflies on waxed paper. Put in freezer to set.
2. With thinned white icing, ice sides and background of cake (including where the face maker will go) smooth.
3. Position face maker on cake. Outline dress with tip 3 rose strings.
4. Fill in dress with tip 16 rose and burgundy stars.
5. Add tip 21 white shell bottom border.
6. Position flowers, and butterflies on cake.



### To Decorate Springtime BARBIE™ You'll Need:

- Wilton decorating bags & coupler or parchment triangles (instructions included with all bags)
- Decorating tips 3, 4, 16, 21, 233
- Patterns (in this booklet) for hearts, daisies and butterflies
- Wilton Icing Colors in Ivory, Kelly Green, Lemon Yellow, Violet, Rosa, Royal Blue.

#### Make 5 1/2 cups buttercream icing.

- Tint 1/2 cup ivory.
- Tint 1 cup green.
- Tint 1/4 cup yellow.
- Tint 1/4 cup violet.
- Tint 1 cup rose.
- Tint 1/2 cup blue.
- Reserve 2 cups white (thin 3/4 cup with 1/2 teaspoon light corn syrup).

#### Decorate in numerical order.

1. Use patterns on label to pipe tip 3 rose hearts, white and yellow daisies and violet, rose and yellow butterflies on waxed paper. Put in freezer to set.
2. With thinned white icing, ice sides of cake smooth. Use ivory icing to ice walkway and blue to ice sky area smooth.
3. Cut Barbie figure maker along arms to elbows before placing on cake. Bend arms up to decorate dress under arms.
4. Outline dress with tip 3.
5. Cover dress with tip 16 rose stars.
6. Edge bottom border with tip 21 white shells.
7. Pipe tip 233 green pull-out grass.
8. Position flowers on cake.
9. Pipe tip 4 white beads on edge of walk.

