

Gentle Lamb



Gentle Lamb



Quick 'N Easy Lamb
Pan takes any 2-layer cake mix. Suggested tips,
colors and instructions under label.



Chocolate Lamb

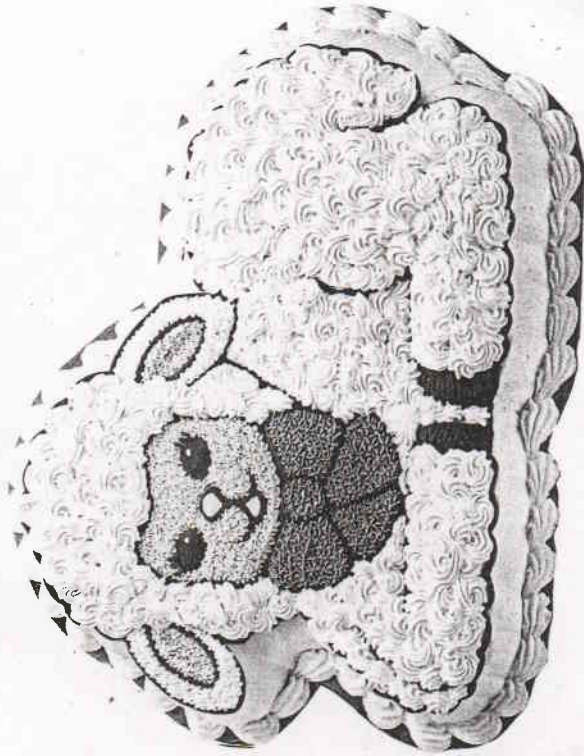


Gentle Lamb


You'll find this cute little lamb popping up all year 'round. Great for Easter, baby showers and children's parties. The Quick 'N Easy cake gives a fluffy fleece look in no time with the help of coconut.

Decorating is easy with Wilton. Choose from our large assortment of decorating bags, tips, icing colors, icing mix and other cake decorating accessories.

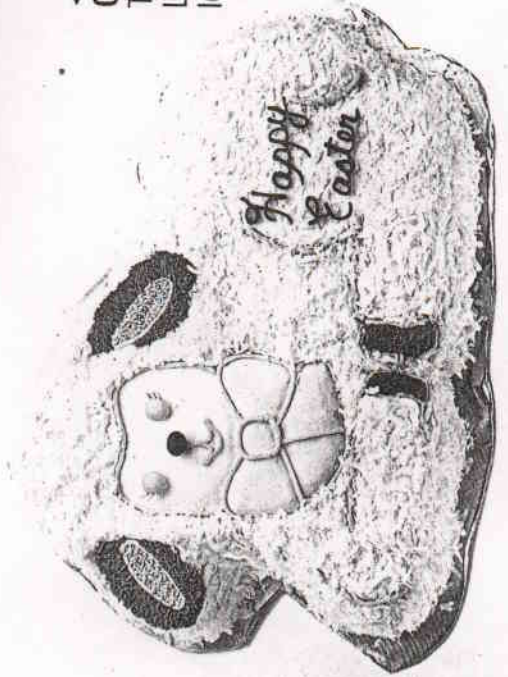
For more decorating ideas and quality products, see the current Wilton Yearbook of Cake Decorating.



Gentle Lamb (Feature)
Tips 3, 16, 21 and Wilton
Brown, Pink and Violet
Icing Colors.



Chocolate Lamb
Tips 3, 16, 21 and Wilton
Brown and Pink Icing
Colors.



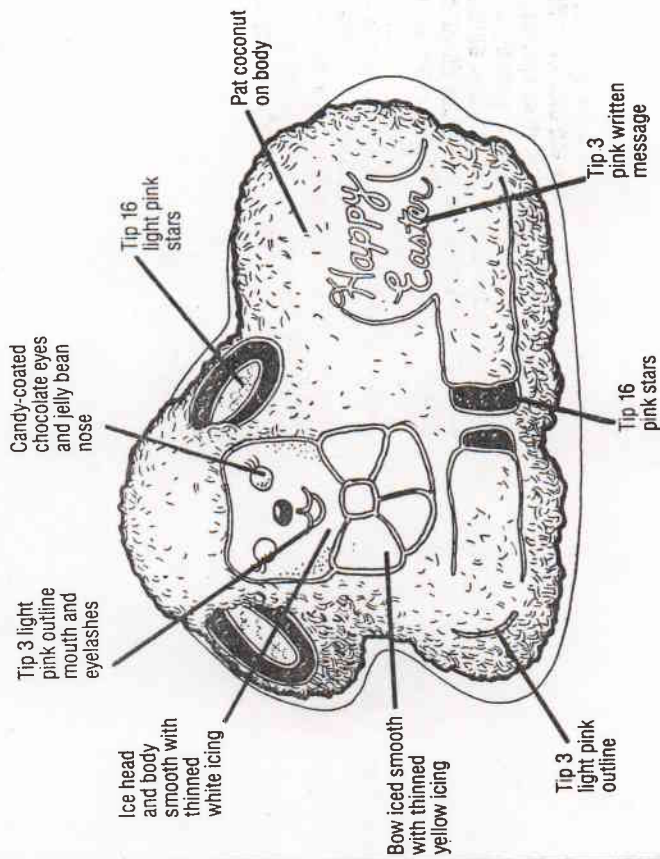
Quick 'N Easy Lamb
Tips 3 and 16 and Wilton
Lemon Yellow and Pink
Icing Colors.

To Decorate Quick 'N Easy Lamb

You will need Wilton Icing Colors in Brown, Lemon Yellow and Pink; tips 3 and 16. You will also need 2 cups shredded coconut, candy-coated chocolates and a jelly bean.

Make 3/4 cups buttercream icing:

- Tint 1/4 cup lemon yellow (thin with 1 teaspoon light corn syrup).
- Tint 1 cup light pink (reserve 1/4 cup and add more color to darken pink).
- Reserve 2 cups white (thin with 2 tablespoons light corn syrup).



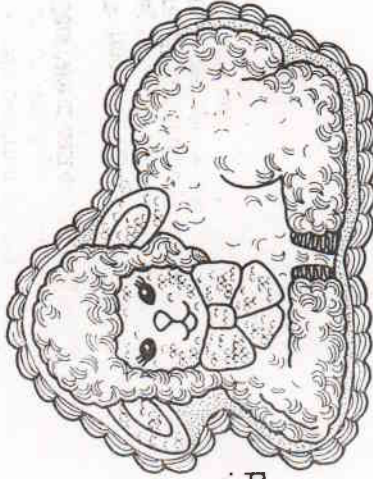
Instruction Guide for Baking & Decorating

Gentle Lamb Cake & More

PLEASE READ THROUGH INSTRUCTIONS BEFORE YOU DECORATE.

TO DECORATE CAKES you will need:

- Wilton Decorating Bag & Coupler or parchment paper triangles.
- Tips 3, 16 and 21.
- Wilton Icing Colors in Brown, Pink, Violet and Lemon Yellow.
- One 2-layer cake mix or ingredients for favorite layer cake recipe.
- Buttercream icing (recipe inside).
- Shredded coconut, candy-coated chocolates and jelly bean for Quick 'N Easy Lamb.



Stock No. 1808-2515
 ©1990 Wilton Enterprises, Inc.
 Woodridge, IL 60517