



Whisper  
L.T.O.N.  
Kitty-Cat  
Tabby Cat  
Suggested tips and  
make mix. Suggested tips and  
Kitty-Cat






## Kitty-Cat

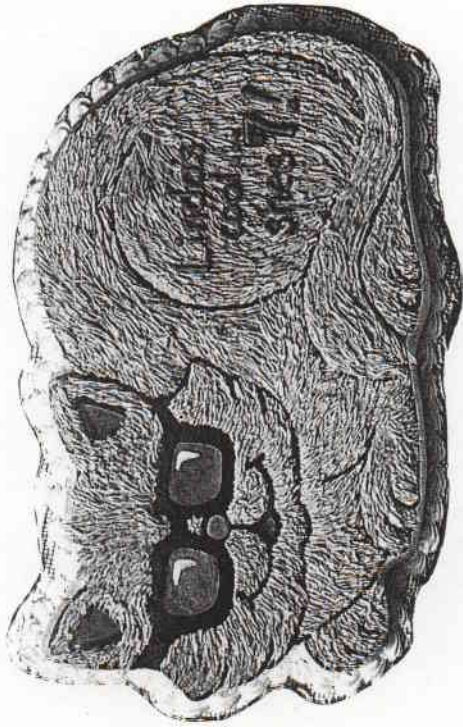
*Have fun creating your favorite cat to decorate, or use the designs shown. It's the cat's meow for birthdays, graduation and good fortune!*

Decorating is easy with Wilton. Choose from our large assortment of decorating bags, tips, icing colors, icing mixes and other cake decorating accessories.

For more decorating ideas and quality products, see the current Wilton Yearbook of Cake Decorating.



▲ **Kitty-Cat (Feature)**  
Use tips 3, 16, 21 and Wilton Icing Colors Leaf Green, Pink, Brown.\*  
\*Or use chocolate icing.



▲ **Cool Kitty**  
Use tips 3, 5, 21, 233 and Wilton Icing Colors Pink, Black, Sky Blue, Leaf Green.



▲ **Tabby Cat**  
Use tips 3, 16, 21 and Wilton Icing Colors Golden Yellow, Leaf Green, Pink, Brown.



## Complete Instructions for Baking & Decorating

# Kitty Cat Cake

PLEASE READ THROUGH INSTRUCTIONS BEFORE YOU DECORATE.

To Decorate Cakes you will need:

- Wilton Decorating Bag and Coupler or parchment triangles.
- Tips 3, 16, 21 (alternate design also uses tips 5 and 233).
- One 2-layer cake mix or ingredients to make favorite layer cake recipe.
- Buttercream Icing (recipe inside).
- Wilton Paste Icing Colors in Brown\*, Leaf Green, Pink (alternate designs also use Black, Sky Blue and Golden Yellow).

\*Chocolate icing may be substituted—add Brown Color for dark brown shade.

